

Octanorm Modular display

Technical Sheet / Price List

Set up guide, specifications, Examples



Take the stress out of your design decisions;
kick back, relax and choose your display with
ease and pleasure....



Welcome to the world of Octanorm modular displays where the choices are simple, your options almost limitless and happiness is assured.

Octanorm offer the highest quality, most reliable and distinguished display systems available. Simply choose your display from our many design options or create your own unique display, add graphics and lie back in quiet contentment knowing that the most comprehensive and professional aluminium system available has made your project complete.

Please see the back cover for our contact details should you require any assistance.




Octanorm Modular display

Technical Sheet / Price List

Set up guide, specifications, Examples

Creating your display

The Octanorm system can be used as a small display or a full size exhibition stand; simply follow the 4 steps below and remember, all modular displays can be broken down into easily transportable elements.



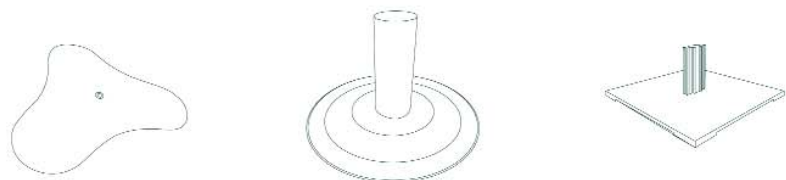
Stage 1

Choose from a selection of aluminium uprights; round, square or our latest organic profiles available in standard or custom heights.



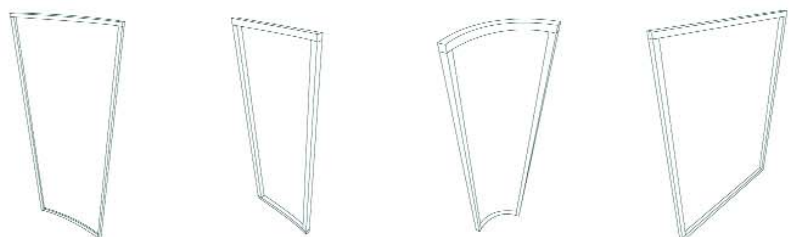
Stage 2

Each upright has its own dedicated baseplate, but for an interesting twist some of them can be mixed and matched. They are manufactured in steel for a strong and secure footing.



Stage 3

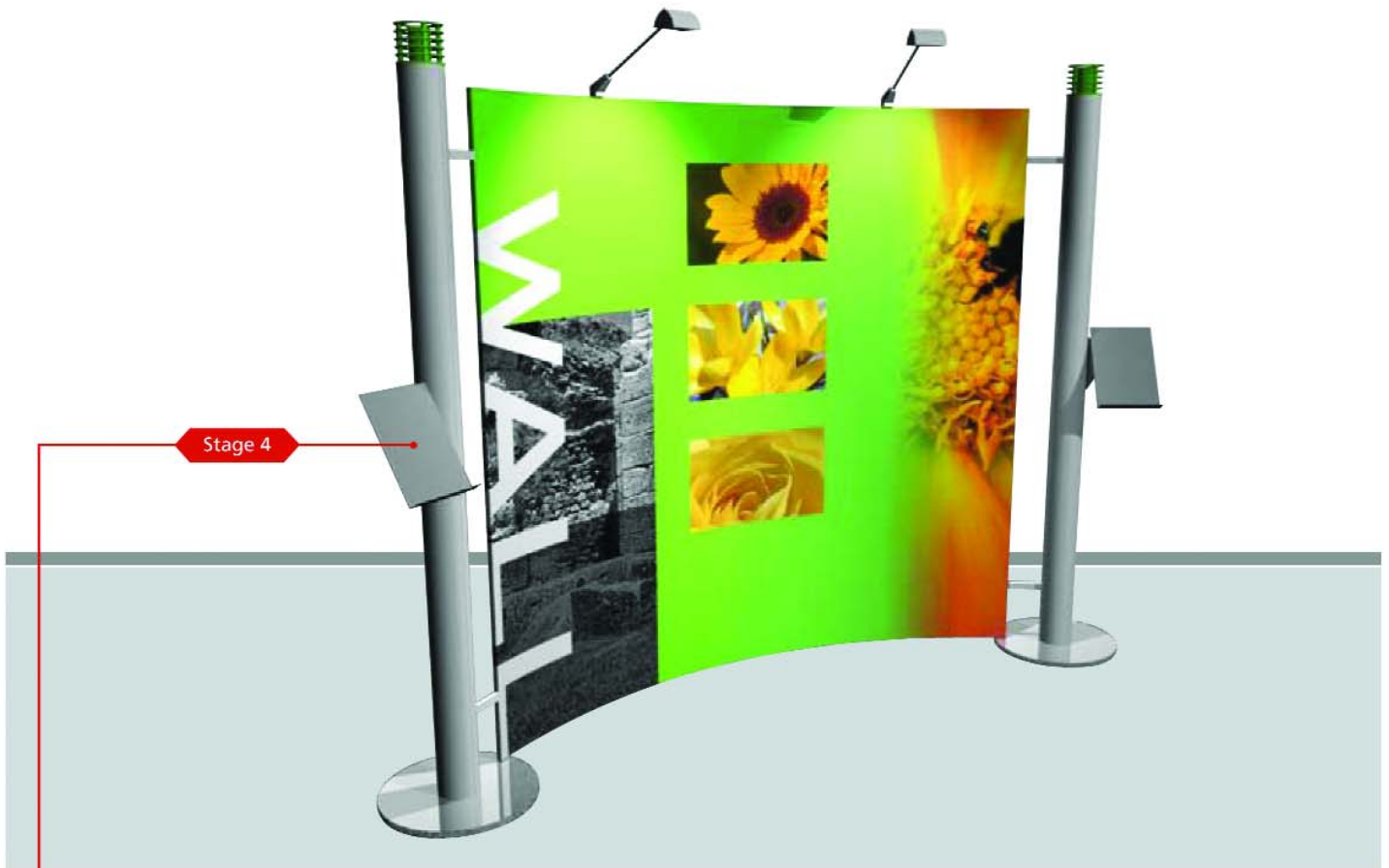
Each graphic panel is magnetically hung on lightweight frames and there are nearly twenty different types to choose from. Create the shape that suits your requirements.



Octanorm Modular display

Technical Sheet / Price List


Set up guide, specifications, Examples



Stage 4

Stage 4

A wide range of accessories fulfil every requirement ranging from literature shelves to lighting, counters to digital multimedia players.



DESIGN EXAMPLE



The above design uses round uprights and baseplates with curved graphic frames configured into an s-shape. Accessories have then been added including a counter, a freestanding literature rack and also product shelves which lock onto the uprights at any height.



Octanorm Modular display

Technical Sheet / Price List


Design 1

The original d2 design is the perfect quick build solution with dynamic impact. Single sided as standard, but can also be double sided if required.

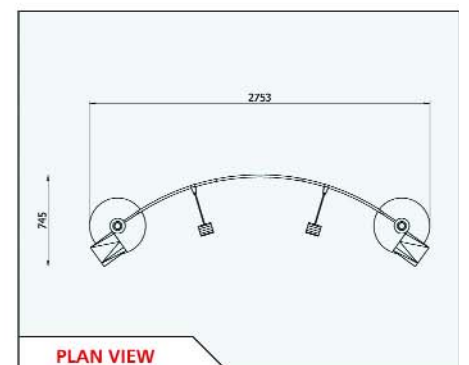
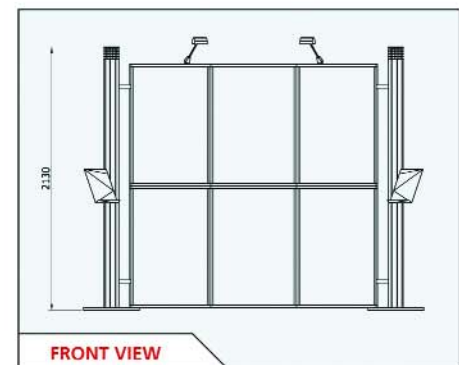
ACCESSORY OPTIONS



■ Decorative lamp top to add an attractive finish to the uprights.



Elevations



Octanorm Modular display

Technical Sheet / Price List

Design 2

Our graphic frames are available in many sizes, straight and curved. This d2 design uses straight frames to create an equally impressive display.

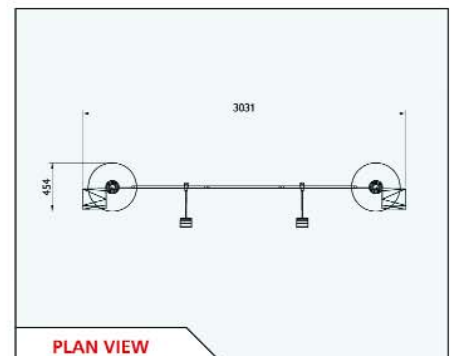
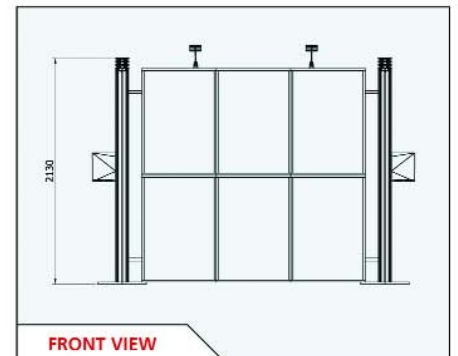

ACCESSORY OPTIONS



■ A4 literature shelves available, left or right handed.



Elevations



Octanorm Modular display

Technical Sheet / Price List

Design 3

Upright profiles are available in round, square and also two types of 'organic' uprights. This design uses square uprights and baseplates.

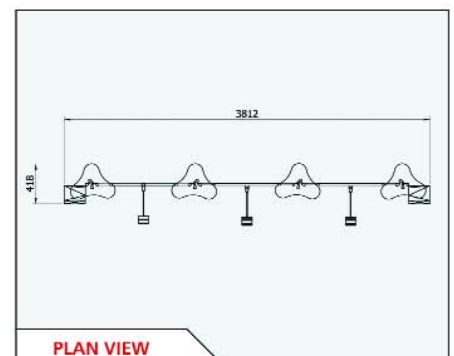
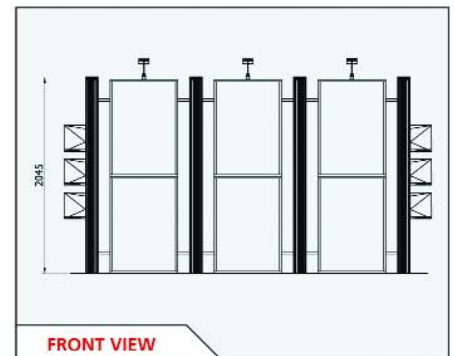
ACCESSORY OPTIONS



■ The beech product shelf brings natural tones to the stand.



Elevations




Octanorm Modular display

Technical Sheet / Price List

Design 4

Our 'organic' profiles bring natural shapes to the displays allowing creative ideas to grow. The coloured acrylic tops provide a delicate and attractive finish.

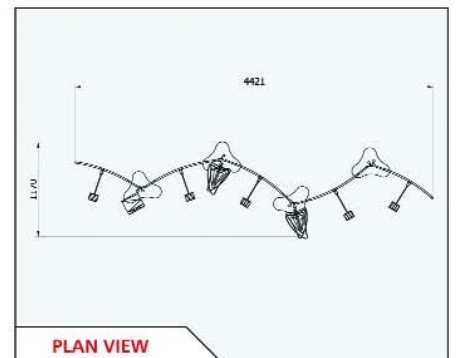
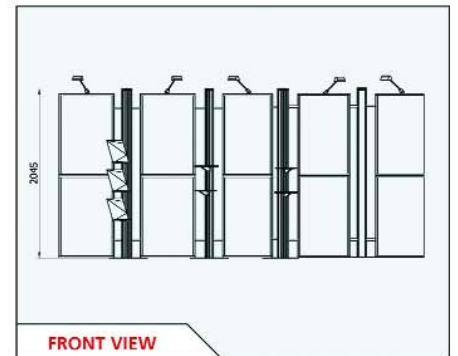
ACCESSORY OPTIONS



■ Delightful coloured acrylic endcaps for organic profiles.



Elevations



Octanorm Modular display

Technical Sheet / Price List

Design 5

Striking artwork is key to getting the attention you want. These 3 separate images create an interesting dynamic, but we could have created a different perspective by using a single image split into 3 panels.

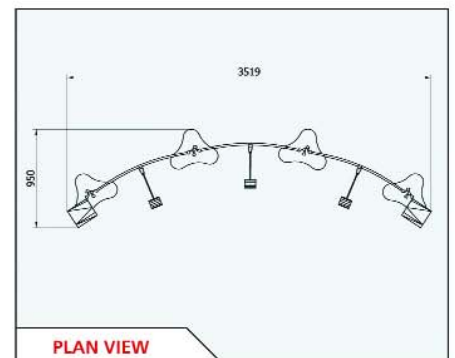
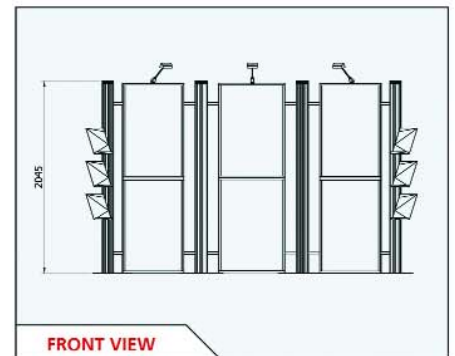
ACCESSORY OPTIONS



■ 200w floodlights and 75w spotlights are both available.



Elevations



Octanorm Modular display

Technical Sheet / Price List


Design 6

The elegance of the larger 'organic' profile and the subtle curves of the graphic frames joined directly to the uprights make this design almost liquid.

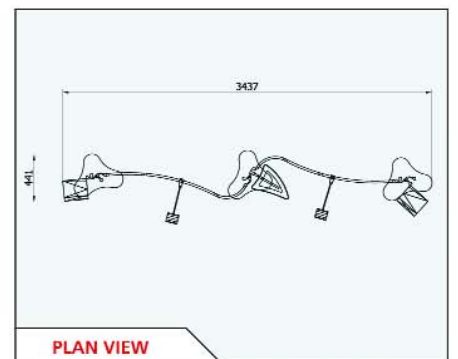
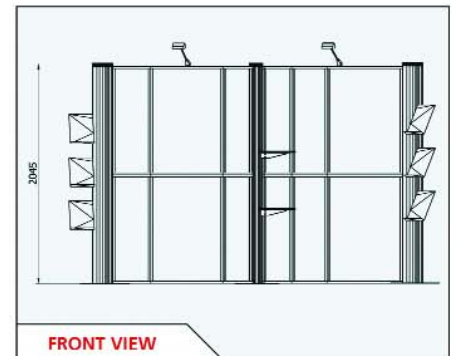
ACCESSORY OPTIONS



■ Shaped product shelves to suit any requirement.



Elevations



Octanorm Modular display

Technical Sheet / Price List

Design 7

Traditional exhibition spaces can be easily filled using the modular system. The wide range of available accessories means that products and literature can be presented as an integral part of the stand.

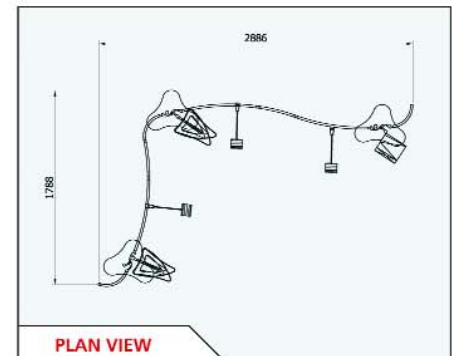
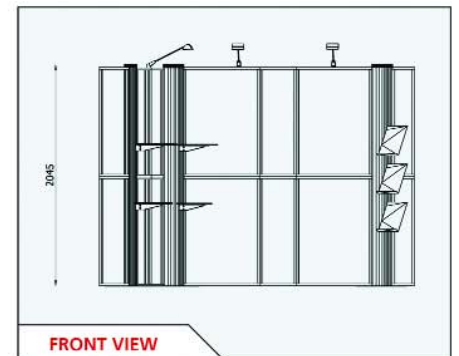
ACCESSORY OPTIONS



■ A full range of counters to suit every need.



Elevations

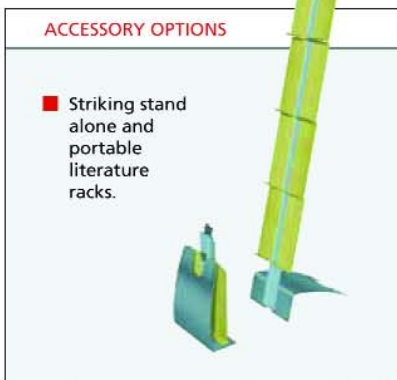


Octanorm Modular display

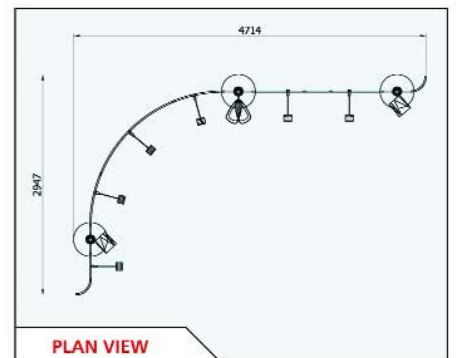
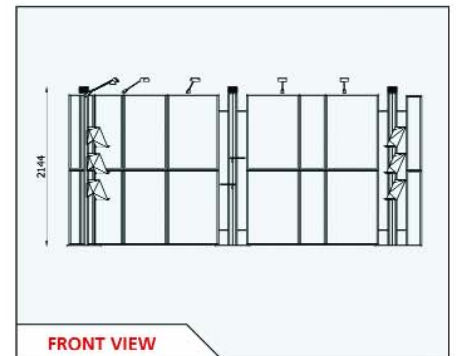
Technical Sheet / Price List

Design 8

Larger spaces can be easily and quickly dressed with continuous graphics allowing for clean and inviting spaces to bring visitors into your reach.



Elevations



Octanorm Modular display

Technical Sheet / Price List

Design 9

Standard and custom heights and sizes can be combined to create impressive walls and displays. The large baseplates provide ample support and stability.

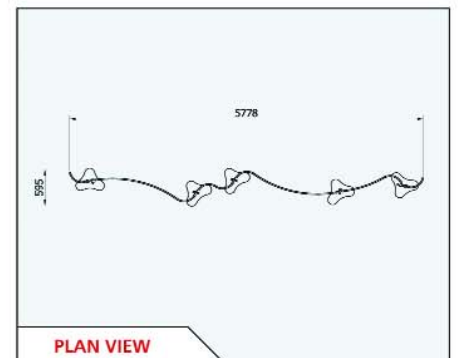
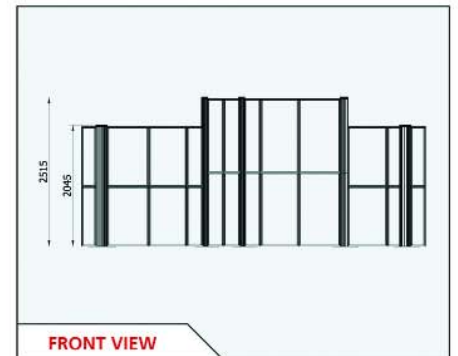
ACCESSORY OPTIONS



■ A range of transport bags are available to accommodate components.



Elevations



Octanorm Modular display

Technical Sheet / Price List

Design 10

All of the display parts and profiles can be used together with the traditional Octanorm exhibition range which means your design can be almost unlimited.

ACCESSORY OPTIONS



- Multimedia players bring digital impact without the need for laptops or DVD players.



Elevations

